

NORTH AMERICA'S DEVELOPING ZERO-CARBON HELIUM PRODUCER

---

# DESERT MOUNTAIN ENERGY CORP.

---

+ 85,000 ACRES OF LAND IN THE U.S. SOUTHWEST

# FORWARD-LOOKING STATEMENTS



Statements in this presentation that are forward-looking statements are subject to various risks and uncertainties concerning the specific factors. Such forward-looking information represents management's best judgment based on information currently available. No forward-looking statement can be guaranteed and actual future results may vary materially. Desert Mountain Energy Corp. does not assume the obligation to update any forward-looking statement.





# DESERT MOUNTAIN ENERGY CORP.

The exploration and development of helium, hydrogen and noble gas properties in Northeastern Arizona

Advancing the McCauley Helium Field to initiate production in Q3 2022

World-Class technical team with decades of experience in the exploration and development of helium, hydrocarbons and other minerals

Excellent access to capital markets

Sufficient Capital to complete the McCauley Helium Finishing Facility, drill offset and wildcat wells in 2022

Now trading on TSX Venture Exchange under the ticker symbol "DME.V". Also trades on the U.S. OTCQX as "DMEHF" and Frankfurt as "QM01". The Company has more value in place than ever before

A corporate philosophy that respects the environment, the community and education



# DESERT MOUNTAIN ENERGY CORP.

## ABOUT

+85,000 acres of mineral leases in the Holbrook Basin, Northeastern Arizona

Successfully drilled 4 wildcat helium wells and 3 offsets

All wells are financed with no debt and approximately CDN \$18,000,000 in the treasury

The company signed the final contracts with GENRON for the construction of the McCauley Helium Field finishing facility with all-in costs of approximately US \$7,000,000

The startup of the McCauley Helium Field finishing facility is planned for the end of Q2 of 2022

The company plans to drill 7 offset and wildcat wells in 2022

The company has pre-ordered strategic components for the Rohlfing Helium Field finishing facility



# Management Team

---

**Robert Rohlfing**, CEO & Executive Chairman, is a seasoned oil & gas industry operations executive with a strong geological background and over 25 years experience in formulating, conducting and managing successful exploration, drilling, development and production programs for oil & gas and minerals worldwide.

**Don Mosher**, President & Director - Don Mosher has 35 years of experience in corporate finance, business development, management and marketing. He has served on boards and management teams of many publicly traded companies, advising companies on marketing, financing and corporate strategies.

**Scott Davis**, CPA, CGA, CFO, is a partner of Vancouver-based Cross Davis & Company LLP Chartered Professional Accountants.

**Jessica Davey**, Vice President of Land & Director - Jessica Davey is an international oil and gas geologist with more than 10 years of experience in research and reporting on resource evaluation, environmental studies, feasibility reports, competent person reports, litigation support and mine closure procedures.

**Eric Witt**, Drilling Operations Manager, was previously the drilling engineer for Conoco Philips and Marathon Drilling.

**James Hayes**, Vice President of Engineering, has over 14 years of experience in engineering design and with on-site field operations in Oklahoma, Texas, Colorado, North Dakota and Alaska.

**Ched Wetz**, Vice President of Risk Management, has served as the director of risk management/facility ethics as well as compliance officer/safety officer at various hospitals, care centres and businesses. He has served in a distinguished manner on numerous boards, both for-profit and non-profit, and joint commissions on accreditation for state departments.

**Dr. James Cronoble**, VP of Exploration and Director, earned his B.S. in Geology from the University of Oklahoma followed by both his M.S. and PhD. in Geology from the Colorado School of Mines. He has more than forty years of exploration and operations experience in the Rocky Mountains and Mid-Continent of the United States.

# Board of Directors

---

**Robert Rohlfig**, CEO and Executive Chairman

**Don Mosher**, President & Director

**Jessica Davey**, Vice President of Land & Board of Director

**Dr. James Cronoble**, Vice President of Exploration & Director

**Dr. Kelli Ward**, Independent Director, has dedicated herself to medicine, business, public policy and politics for the past 25 years. In 2012, she ran and was elected for the Arizona State Senate. She was then elected Chair of the Republican Party of Arizona in 2019 and was re-elected in January 2021.

**Jenaya Rohlfig**, Independent Director, is a Petroleum Engineer who has exhibited exceptional technical, leadership and organizational skills in all facets of drilling operations for oil & gas over the past 13 years in various management positions with ConocoPhillips. Currently, she is the Drilling Engineering Supervisor for ConocoPhillips', Permian Basin.

**Weldon Stout**, Independent Director, recently retired from his position after serving for eight years as a District Court Judge in Oklahoma. Prior to his appointment as a judge, his private practice focused on business, estate planning and Federal Court litigation. He served as both Assistant District Attorney following as Chief Prosecutor.



# CAPITAL STRUCTURE

Outstanding shares: 74,488,988  
Options: 6,812,500  
Warrants: 671,326  
Fully diluted: 81,972,814

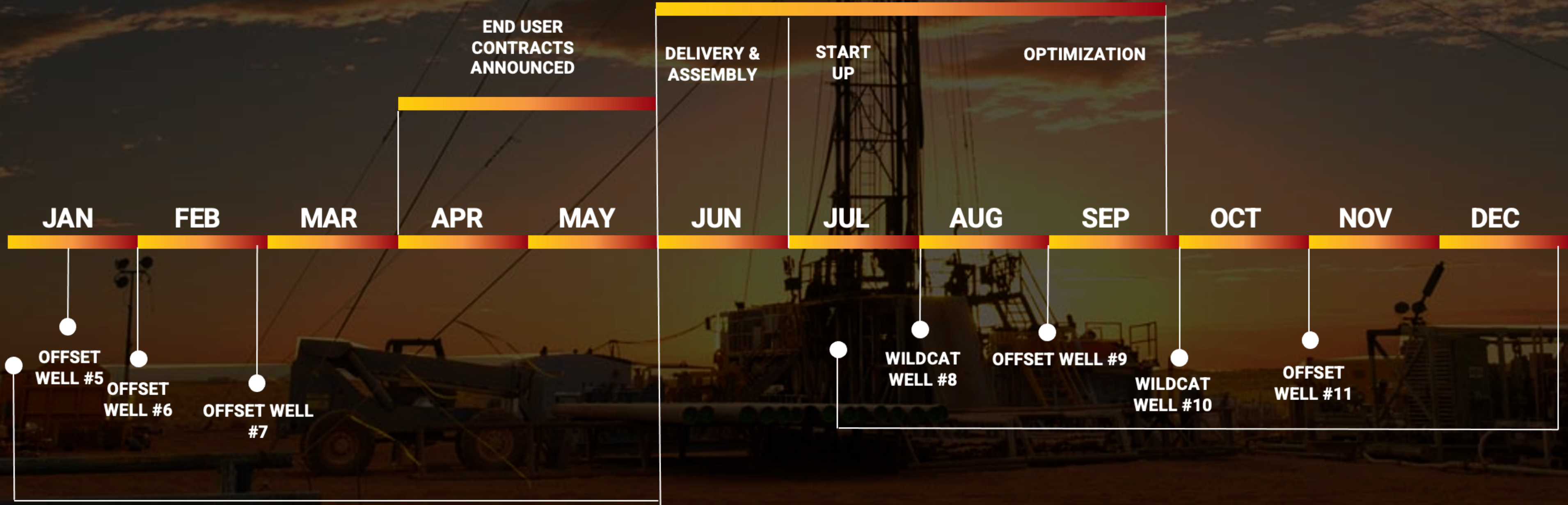
TSX Venture Exchange: DME  
U.S. OTC: DMEHF Frankfurt  
Exchange: QM01





# 2022 TIMELINE

## MCCAULEY HELIUM FINISHING FACILITY





# The McCauley Helium Field

## Discovery Well #4 (Chevron Well 11-1)

A flow rate of 1587 MCFGPD water-free

The average gas analysis showed:

Helium- 1.137%


Nitrogen- 94.6536%

Methane- 3.1311%

Ethane- 0.2732%

CO<sub>2</sub>- 0.1428%

O<sub>2</sub>- 0.6623%





# The McCauley Helium Field

Site preparation work is complete and GENERON has started assembly on the Modular Housing Units.

Wells #2, #4, #5, #6 & #7 will supply the initial feed to the helium processing facility.

Cost estimate including the solar farm US\$ 7 million. All gas will be moved by truck, no pipelines needed.

## Offset Wells #5, #6 & #7

Average starting flow rates:

Nitrogen – 96.4689 %

Helium – 3.511%

Carbon Dioxide – 0.0201%

## Well #2

Nitrogen – 91.97%

Helium – 4.171%

Hydrogen – 3.832%

Carbon Dioxide – 0.019%





# The Rohlfing Helium Field

## DESERT MOUNTAIN ENERGY ANNOUNCES SIGNIFICANT HELIUM PERCENTAGES IN TWO NEW WELLS IN ARIZONA

### State 10-1

Flow rate of 24,214 MCFGPD  
water-free

The average gas analysis  
showed:

Helium- 7.1321%  
Nitrogen- 77.0837%  
CO2- 4.0183%  
Methane and other assorted  
minor gases- 2.6512%

### State 16-1

Flow rate of 1,251.2 MCFGPD  
water-free

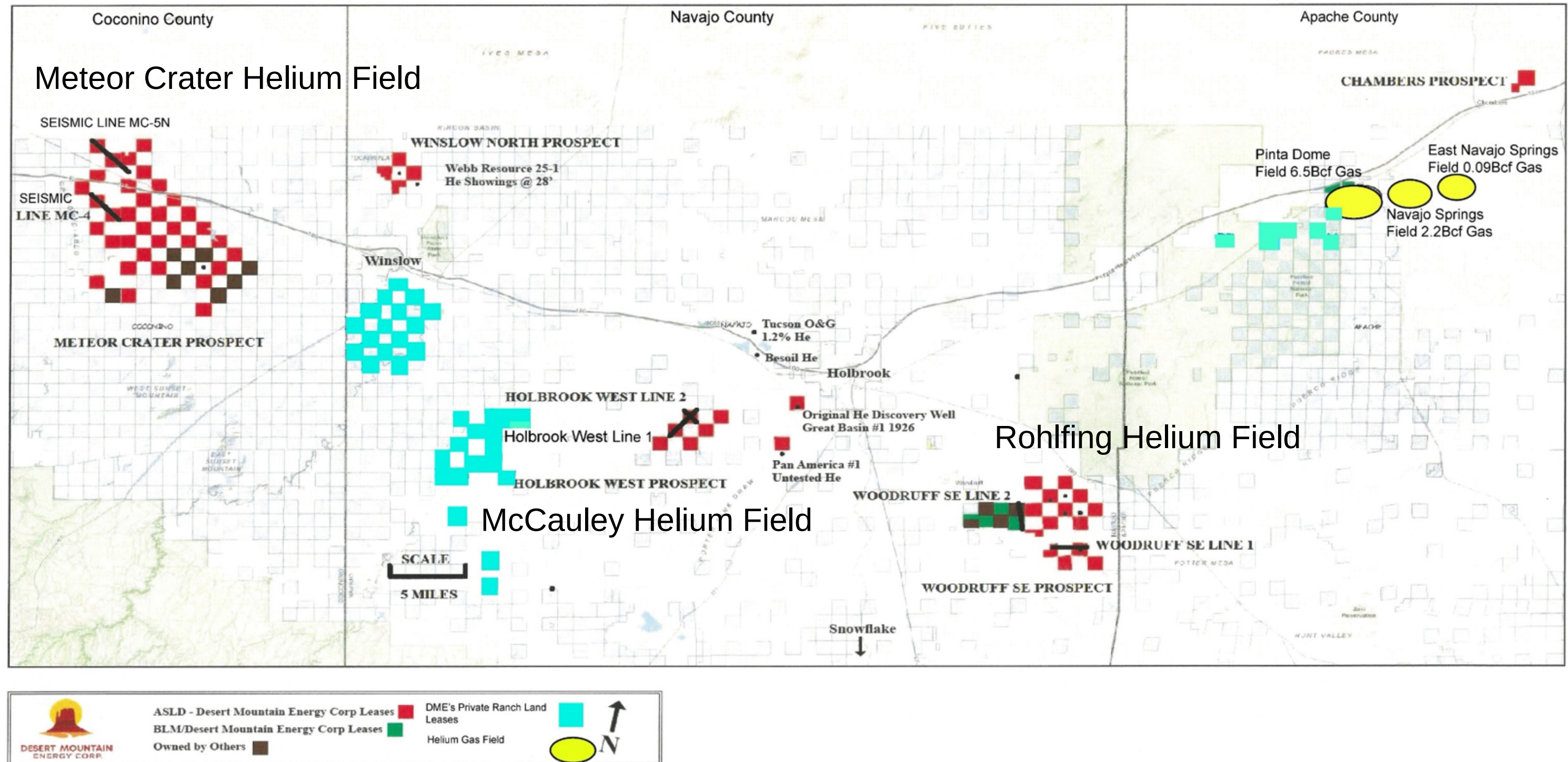
The average gas analysis  
showed:

Helium- 4.0904%  
Nitrogen- 90.2742%  
CO2- 0.0063%  
Methane and other assorted  
minor gases- 3.5535%





## DME's Lease Holdings & 2D Seismic Geophysical Lines, Holbrook Basin, Arizona





# GEOLOGICAL SETTINGS

## Anticlinal Features

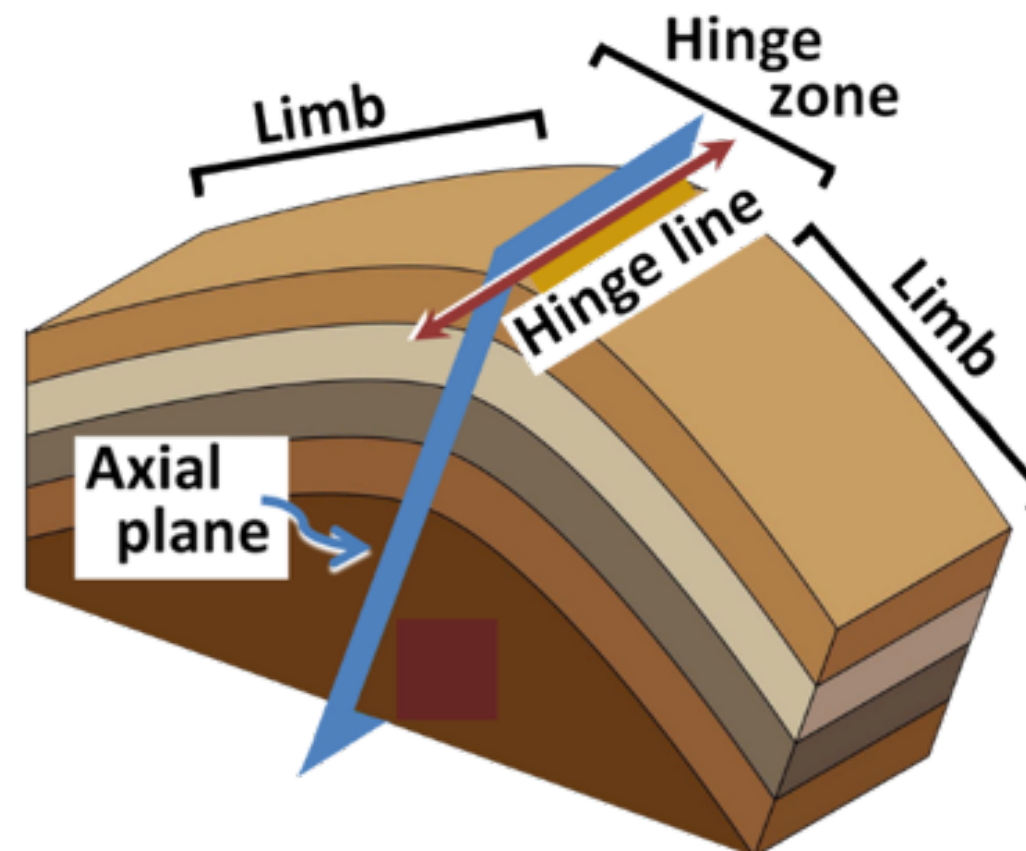
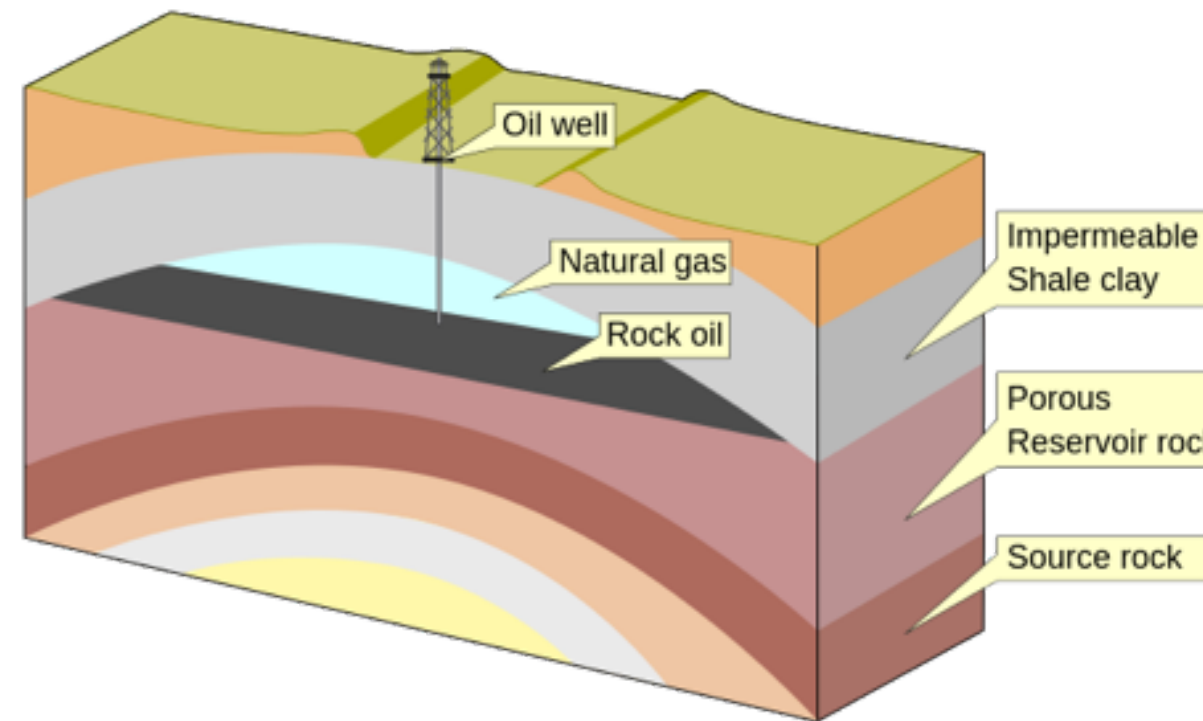
An anticline is an arch-shaped fold with the oldest beds at its core. Typically convex up with the greatest curvature at the hinge or crest. The limbs or sides of the fold dip away.

An anticline contains rock layers that become progressively older toward the center of the fold.

Anticlinal ridges typically develop above thrust faults.

Anticlines, structural domes and stratigraphic traps are favorable for sourcing oil & natural gas, as well as Helium.


80% of the world's oil was found in anticlinal traps.



The Pinta Dome, Navajo Springs & East Navajo Springs gas fields characterized by: (i) anticlinal features; (ii) favorable reservoir rocks and (iii) impermeable caprock traps.







# Plan to Production

- Drill Wells #5, #6 and #7 in the McCauley Helium Field
- Drill wildcat Gunnar Dome Well
- Announce end-user contracts
- Delivery and assembly of the McCauley Helium Finishing Facility
- Startup and production from wells #2, #4, #5, #6 and #7 in the McCauley Helium Field by the end of Q2 in 2022
- Optimize McCauley Helium Finishing Facility
- Drill additional wells
- Pre-order components for the Rohlfing Helium Field
- Bring on 60 to 70 new helium wells over a 5 year period



# WHAT IS HELIUM?

- An inert, monatomic gas that is non-flammable, colorless, odorless, tasteless, and has a boiling point of  $-452.07^{\circ}\text{F}$  ( $-268.93^{\circ}\text{C}$ ), the lowest of any element on earth.
- The symbol is He and its atomic number is 2; part of the noble gas group.
- Prevalent throughout the universe but rare on earth.
- It's very small atom makes it extremely mobile, allowing it to penetrate most rocks and escape from earth's gravity, so trapping mechanisms are critical to retaining it in host rocks.
- Two sources on earth: (1) primordial, part of the original formation of the planet; (2) radioactive decay of uranium and thorium in the earth's crust.
- The isotope composition of He in Arizona is consistent with the preponderance of He arising from radioactive decay.
- Helium was historically found incidental to oil & gas exploration but exploration is now underway specifically for Helium.
- Helium is often found in wells associated with natural gas. In Holbrook Basin, it has generally been associated with nitrogen and carbon dioxide.
- After initial separation from other gases in the well, He is typically sold as raw Helium product grading 50-80% He; it is further processed into Grade A He.
- Typically shipped as a liquid to distribution centers in trucks and sold as bulk liquid He or gasified and compressed into tanks or small cylinders for delivery to end-users.

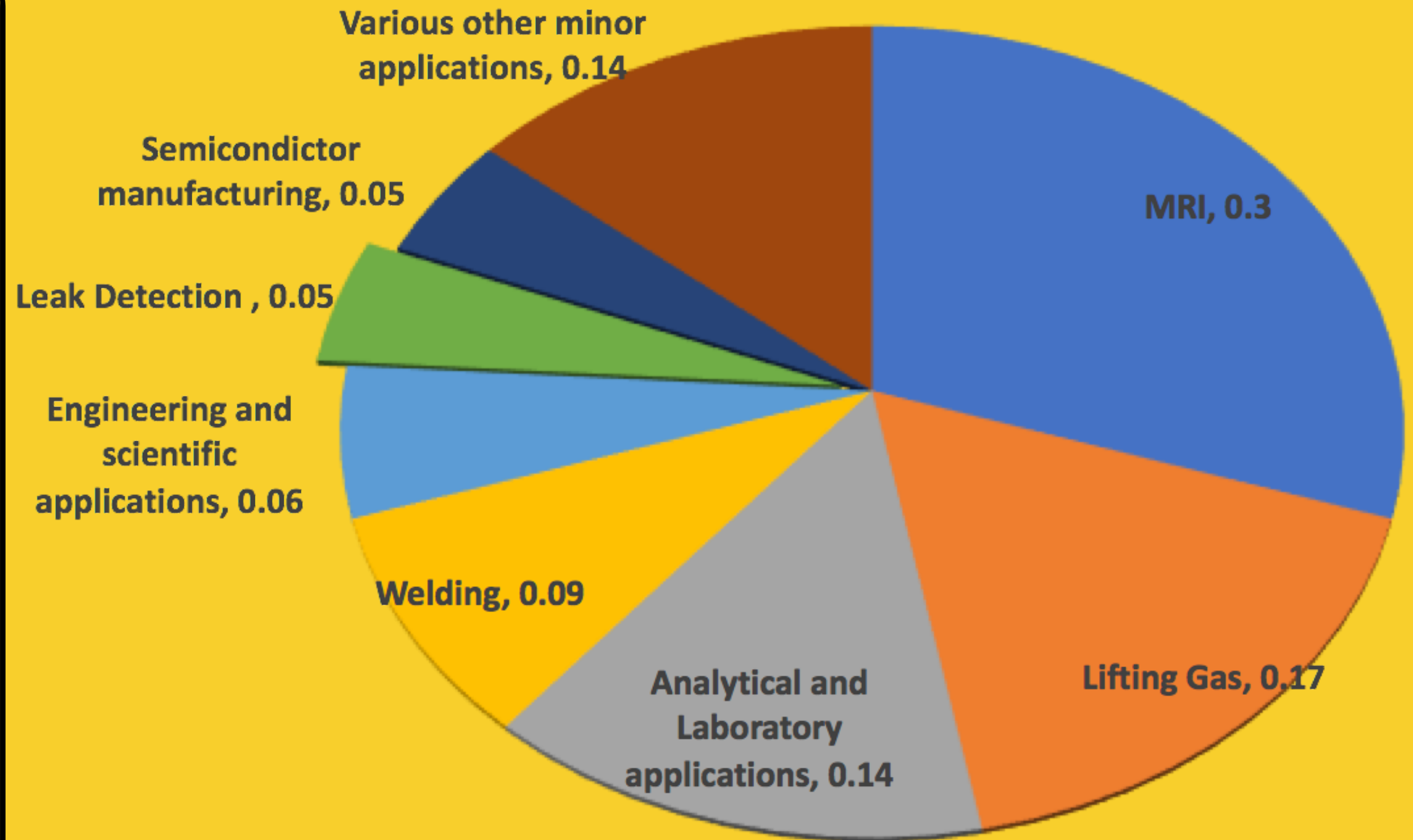




# 2017 Estimated Domestic Helium Consumption and Usage by Application

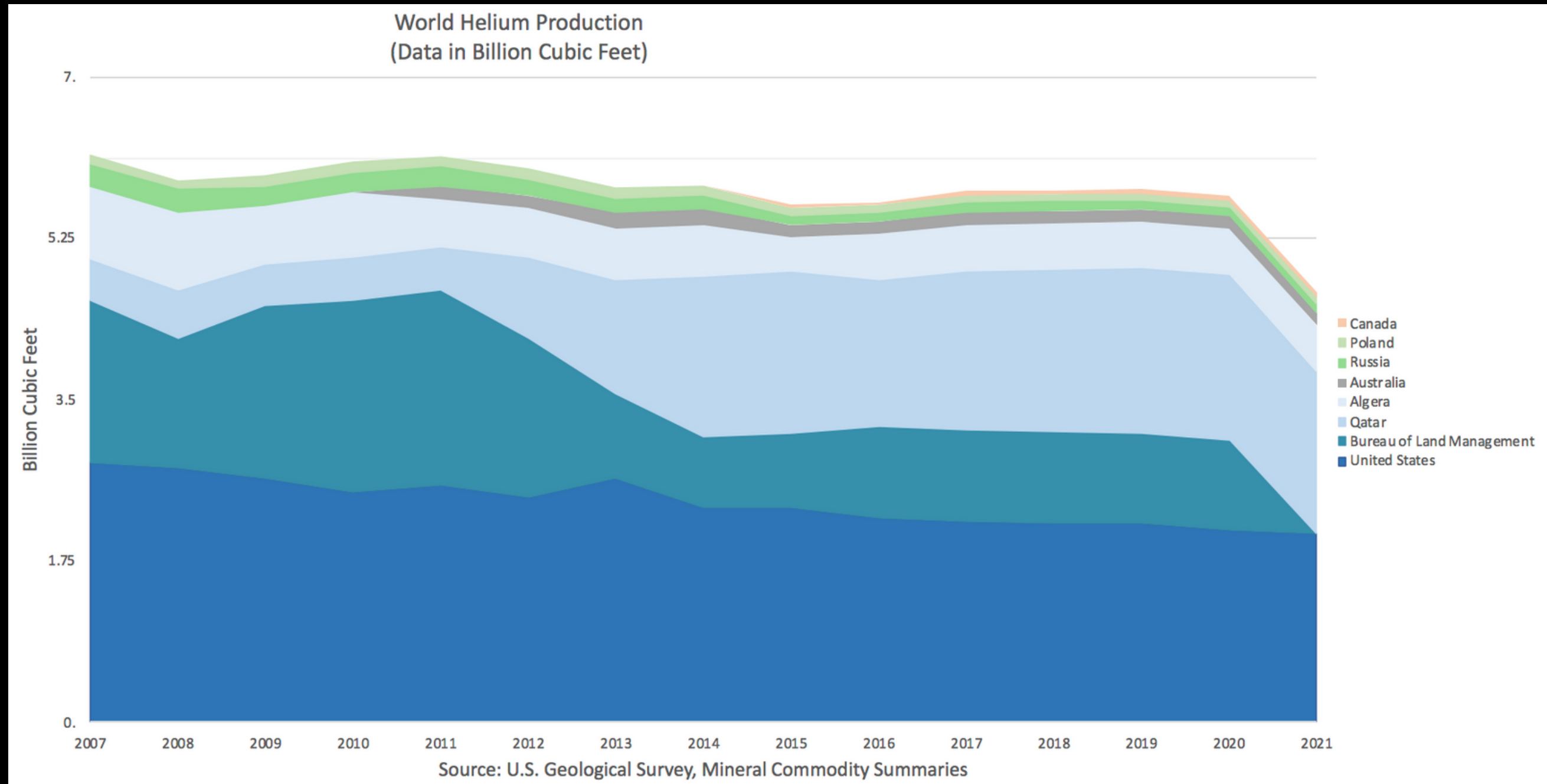
Helium has unique properties that cannot be satisfied with an alternative gas. Traditional uses remain, while the demand for helium has expanded with new high-tech applications, such as:

- The manufacturing of fibre optics
- Electric Vehicles; the liquid hard drives require helium due to energy efficiency and memory
- Space exploration; used to purge the rocket engines prior to take-off



Source : U.S. Geological Survey, Mineral Commodity Summaries, January 2018

# 2017 Estimated Domestic Helium Consumption and Usage by Application



As a result of low gas prices over the last decade, development in traditional gas fields has declined, resulting in less traditional gas production and therefore less helium. Helium is a by-product in Natural Gas, with grades of .3% to .7%



# Natural Gas Gross Withdrawals and Production

- Traditional Gas production has declined from 9.372 BCF/year to 7.586 BFC/year
- Shale gas production over the same period has increased from 15,819 BCF/year to 27,773 BCF/year
- No helium is extracted from shales but it has created low gas prices for over a decade

**Natural Gas Gross Withdrawals and Production**  
(Volumes in Million Cubic Feet)

Area:  Period-Unit:

[Download Series History](#) [Definitions, Sources & Notes](#)

Show Data By: <input checked="" type="radio"/> Data Series <input type="radio"/> Area	<input type="button" value="Graph"/> <input type="button" value="Clear"/>	2015	2016	2017	2018	2019	2020	View History
Gross Withdrawals	<input type="checkbox"/>	32,914,647	32,591,578	33,292,113	37,325,539	40,892,458	40,689,764	<a href="#">1936-2020</a>
From Gas Wells	<input type="checkbox"/>	9,371,281	7,287,858	6,161,420	7,864,063	7,586,579		<a href="#">1967-2019</a>
From Oil Wells	<input type="checkbox"/>	6,537,627	6,385,120	6,217,438	4,503,499	4,624,343		<a href="#">1967-2019</a>
From Shale Gas Wells	<input type="checkbox"/>	15,819,319	17,847,539	19,927,602	23,977,248	27,773,024		<a href="#">2007-2019</a>
From Coalbed Wells	<input type="checkbox"/>	1,186,420	1,071,062	985,653	980,730	908,512		<a href="#">2002-2019</a>
Repressuring	<input type="checkbox"/>	3,412,269	3,548,106	3,538,733	3,587,368	3,549,763		<a href="#">1936-2019</a>
Vented and Flared	<input type="checkbox"/>	289,545	230,410	255,488	470,601	538,479		<a href="#">1936-2019</a>
Nonhydrocarbon Gases Removed	<input type="checkbox"/>	440,789	413,013	260,066	258,703	289,028		<a href="#">1973-2019</a>
Marketed Production	<input type="checkbox"/>	28,772,044	28,400,049	29,237,825	33,008,867	36,515,188	36,172,542	<a href="#">1900-2020</a>
NGPL Production, Gaseous Equivalent	<input type="checkbox"/>	1,706,584	1,807,934	1,897,242	2,234,593	2,547,631	2,736,764	<a href="#">1930-2020</a>
Dry Production	<input type="checkbox"/>	27,065,460	26,592,115	27,340,583	30,774,274	33,967,557	33,435,778	<a href="#">1930-2020</a>

Click on the source key icon to learn how to download series into Excel, or to embed a chart or map on your website.

- = No Data Reported; -- = Not Applicable; **NA** = Not Available; **W** = Withheld to avoid disclosure of individual company data.

**Notes:** Beginning with 2006, "Other States" volumes for the production series include the following states/areas: Alabama, Arizona, Florida, Idaho, Illinois, Indiana, Kentucky, Maryland, Michigan, Mississippi, Missouri, Nebraska, Nevada, New York, Oregon, South Dakota, Tennessee, and Virginia. Federal Offshore Pacific is included in California through 2019, and in "Other States" starting in 2020. Production series data for 2020 forward are estimates. Final 2020 state-level production series data will not be available until the 2020 Natural Gas Annual is published (scheduled for the third quarter of 2021). Gross withdrawal volumes in Florida fluctuate from year to year because nonhydrocarbon gases are occasionally included in gross withdrawals. See Definitions, Sources, and Notes link above for more information on this table.

Release Date: 5/28/2021  
Next Release Date: 6/30/2021



---

# CONTACT

ROBERT ROHLFING

CEO & EXECUTIVE  
CHAIRMAN



ROBERT@DESERTMOUNTAINENERGY.COM



(918) 752-7020

DON MOSHER

PRESIDENT &  
DIRECTOR



DON@DESERTMOUNTAINENERGY.COM



(604) 617-5448

---